


APPENDIX D

JOB SEARCH COMPETITION PRESENTATION EXAMPLE

This document is intended to be used as a supporting tool to assist competitors in the creation of the required presentation component



STRENGTHENING YOUR SKILLS FOR SUCCESS AND YOUR FUTURE

Competitors need to create their own title for each slide. It is acceptable to use text provided in the contest description as the main title on the opening slide.

Be a Lifelong Learner

Competitor Name:
Date:

SAMPLE OF
OPENING SLIDE



THE IMPORTANCE OF SKILLS FOR SUCCESS


- Provide a brief overview of Skills for Success
- Provide a summary of why they are important - at work, home, school (in your everyday lives)

Properly
reference
any images
you include
using this
format


Image retrieved from
<https://careersatlanticcanada.ca/skills-for-success> October 23, 2024

3 SPECIFIC SKILLS FOR SUCCESS REQUIRED IN THE POSITION FOR WHICH THEY APPLIED (this information can be presented in 2 slides)

Identify The Position You Have Applied For

- ▶ What are 3 Skills for Success necessary to be successful in this position
 - ▶ For each skill include a sub bullet to show how that skill is essential to the position and how it is used
- 

CONTINUATION OF INFORMATION FROM PREVIOUS SLIDE - 3 SPECIFIC SKILLS FOR SUCCESS REQUIRED IN THE POSITION FOR WHICH THEY APPLIED

- ▶ What are 3 Skills for Success necessary to be successful in this position
 - ▶ For each skill include a sub bullet to show how that skill is essential to the position and how it is used
- 



TITLE OF SLIDE – THE IMPORTANCE OF CONTINUALLY DEVELOPING SKILLS (LIFELONG LEARNING) TO NOT ONLY SECURE A JOB BUT TO ALSO STAY IN AND ADVANCE IN THE JOB)

Competitor must explain what lifelong learning is and why it is important

Image retrieved from

<https://www.google.com/url?sa=i&url=https%3A%2F%2Fwww.shutterstock.com%2Fsearch%2Flife-long-learning&psig=AOvVaw12LKWkuZtNm3bLJDHeJRub&ust=1729804118221000&source=images&cd=vfe&opi=89978449&ved=0CBQQjRxqFwoTClilndW0pYkDFQAAAAAdA AAAABAE> Oct 23, 2024

CONTINUATION OF PREVIOUS SLIDE – INCLUDE AN APPROPRIATE TITLE

TIP: SENTENCES SHOULD NOT BE USED - POINT FORM


- Competitor must identify 2 skills found in the job description they can develop or improve
- Competitors must suggest one way they can develop or improve these skills

HOW YOU CAN PERSONALLY SHOW YOU ARE A LIFELONG LEARNER IN A JOB INTERVIEW

- What will make you stand out in an interview
- What will help the interviewers see you as someone who is willing to learn and grow



Ensure you are addressing the key statement or question about the theme that is found in the contest description.




BASED ON WHAT YOU HAVE LEARNED, HOW DOES AWARENESS OF YOUR OWN PERSONAL SKILLS FOR SUCCESS BENEFIT YOU WHEN RESEARCHING CAREERS AND APPLYING FOR JOBS

Your key findings that respond to each of the questions found in Appendix C

- Question 1
- Question 2
- Question 3

You may need to extend the information you are presenting on this slide to an additional slide. Be aware of using full sentences. Point form is best.



SUMMARY OF PRESENTATION AND CLOSING

THANK YOU – ANY QUESTIONS

A decorative graphic consisting of several parallel white lines of varying lengths, slanted upwards from left to right, located in the bottom right corner of the slide.