

COMPETITION VISUAL GUIDE

A visual guide for first-time visitors and students with sensory sensitivities to prepare for their visit.

TABLE OF CONTENTS

WELCOME, BIENVENUE, PJILA'SI.....	1
WHEN YOU ARRIVE.....	2
PEOPLE YOU WILL MEET.....	4
THE COMPETITION EXPERIENCE.....	5
ABOUT CONTEST AREAS.....	11
TRY-A-TRADE®.....	13
CAREER SHOWCASE.....	15
SAFETY NOTES.....	17
WHEN YOU LEAVE.....	18
ACTIVITY CHECKLIST.....	19

WELCOME, BIENVENUE, PJILA'SI

YOU ARE GOING TO VISIT THE NOVA SCOTIA SKILLS COMPETITION.

The Nova Scotia Skills Competition welcomes students and apprentices from across the province to compete in different contest areas in skilled trades and technologies.

At the competition you will see examples of skilled trades and technologies on display through:

- Watching the different competitions.



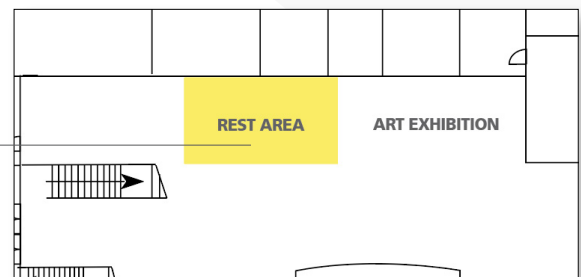
- Opportunities to try out different activities and explore equipment.



- A career showcase with information booths.



You can also take a break and sit down throughout your visit. There are even designated rest areas for sitting and taking breaks.





WHEN YOU ARRIVE



This is the entrance to the Nova Scotia Skills Competition

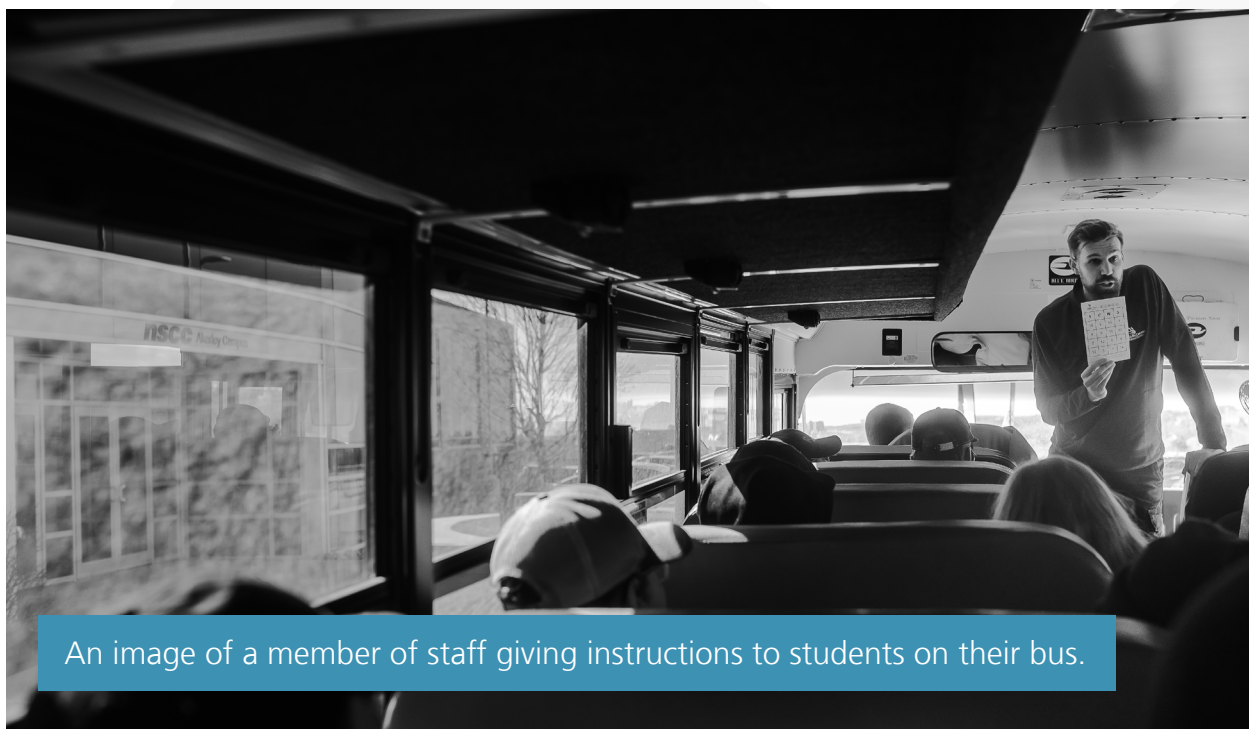
This is one of the locations that the Competitions are held each year.

When it is busy, there may be several buses arriving and groups of visitors waiting outside the entrance.


You **do not need a ticket** to enter. It is completely free of charge.



When you arrive, a Skills Canada – Nova Scotia staff member will either welcome you on your bus or just inside the main entrance of the building.



An image of a member of staff giving instructions to students on their bus.



PEOPLE YOU WILL MEET

STAFF

These are some of the members of staff. They wear event lanyards with badges that say: **event staff**.

Staff will greet you when you arrive.



VOLUNTEERS

This is a volunteer. They wear bright t-shirts. You will see them at the main entrance and around the building.

You can ask staff and volunteers:

- For help or information
- For directions to a competition space
- To take you to a quieter space
- For ear defenders or a sensory pack
- For a sensory map





THE COMPETITION EXPERIENCE



MAIN ENTRANCE

At the main entrance you will see an information desk where staff members will be there to greet you. Here you will be able to pick up a map, information sheets, bags and sensory-friendly resources.



VISITING HOURS AND RELAXED HOURS

You can visit us anytime from 9:00 am – 3:00 pm.

Helpful Tip: If you have sensory sensitivities, the quietest time to visit us is at the start or end of the day.

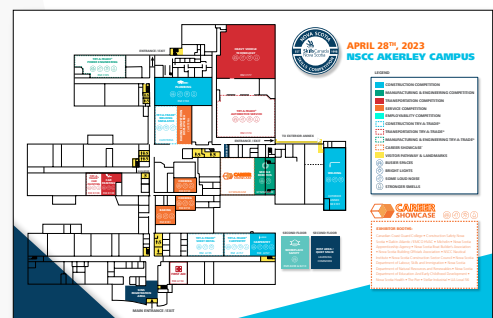
We also offer relaxed hours for certain competition locations.

Please visit: www.skillsns.ca/accessibility/ for more information, dates and times.

SENSORY RESOURCES

You can pick up a **sensory map** at the main entrance. These are designed to help you explore the building and will identify quiet areas.


You can also download one in advance from our website.



Sensory packs are available to borrow at all of our events and competitions. Each pack contains ear protectors, sensory and fidget tools.



GETTING AROUND THE BUILDING



Your sensory map will be helpful when planning your route through the competition areas. Each competition area is labeled with sensory icons.



Inside the building there will be signs to help direct you. They tell you where each competition is being held and what is happening in each room.

SOME SPACES CAN BE VERY BUSY



The hallways of the NS Skills competition can be very busy areas. Alongside the designated rest areas, quiet spaces are offered throughout the building to take breaks and avoid the crowds.

QUIET SPACES

Quiet rooms and breakout spaces are available at all competitions. If you need to take a break or would like a quiet space staff can direct you to one of these spaces.



PLAY BINGO!



<i>S</i>	<i>C</i>	<i>N</i>	<i>S</i>
14	6	16	2
10	11	13	8
9	5	1	15
4	3	7	12

During your visit you will be given a Bingo Card. You can visit different exhibitor booths and they will give you a stamp on your card. Collect 4 stamps in any direction and then give it to a member of staff at the front desk who will give you a prize!

FINDING THE WASHROOM


There are toilets throughout the building. **There are accessible washrooms on each floor.** You will find them by looking for this sign on the wall.



Some of the washrooms are non-binary and can be identified by the signs outside.



You can choose to use a paper towel or a hand dryer in the washroom. The hand dryer can be loud and surprising. **Ask a staff member or volunteer if you need help finding a washroom.**



ABOUT CONTEST AREAS



The Nova Scotia Skills Competition happens every Spring across Nova Scotia. During the Nova Scotia Skills Competition you will see students and apprentices working on projects in different rooms as part of their contest area.

Each contest area is different and competitors are challenged to compete against students from around the province.

- Some take place in special rooms with special equipment (Carpentry and Welding)
- Some take place with food (Baking)
- Some take place using computers (Graphic Design)

Helpful Tip: If you have sensory sensitivities, refer to the sensory guide on your map. This will tell you what to expect from each contest area.

DURING THE COMPETITIONS



During the competitions you might also see people observing the competitors and writing notes.

These people are judges and they are responsible for keeping score of the competition.

At the end of the competition, three medals are awarded for each contest area - Bronze, Silver, and Gold.



These medals are often awarded later in the day and not during your visit. You can see who has won the competitions you observed using our social media channels.



During your visit, you will have the opportunity to **Try-A-Trade®**.

This means that you will be able to pick up equipment and see how it works for yourself. There will be volunteers throughout the building to help you.

Examples of activities you might get to try include:

- A car painting simulator
- A carpentry project
- A heavy equipment operator simulator







An image of a student trying out equipment at a SHEET METAL Try-A-Trade® demonstration



Helpful Tip: Some Try-A-Trade activities take place in the same room as a related contest area. Sometimes this means the rooms can be noisy and busy. We recommend looking checking your sensory map before your trip and choosing which activities you would like to try and then visiting those rooms during our quieter hours.



An image of a student trying out equipment at a Carpentry Try-A-Trade® station



CAREER SHOWCASE



The **Career Showcase** is typically held in a big hall or room. You will see lots of different tables and booths set up with different exhibits. These are different companies and employers representing careers in skilled trades and technologies.

They are there to:

- Explain the different jobs available in their industry
- Answer your questions
- Show you different equipment


Sometimes the booths will have free merchandise such as pens, stickers and pins. You are welcome to pick these up and take them home.



Helpful Tip: The Career Showcase can be one of the busiest spaces during your visit, especially during the middle of the day. We recommend either visiting during one of our Relaxed Hours or making time in the afternoon to visit this event.



An image of the Career Showcase during a quieter time of day.



SAFETY NOTES

When you visit the competitions its important to remember that:



- You cannot touch any of the equipment during a competition



- You cannot speak to any of the competitors



- You cannot eat in contest area spaces

ALARMS AND ANNOUNCEMENTS

In the event of an evacuation, a loud alarm will sound and flashing lights will occur. **Fire Wardens** or an **SCNS staff member** will ask you to exit the building via the nearest door and wait outside.

Fire wardens are identifiable by yellow hard hats and clipboards. They will let you know when it is safe to go back inside the building.

There is a **First Aid room** available at all competitions.

WHEN YOU LEAVE



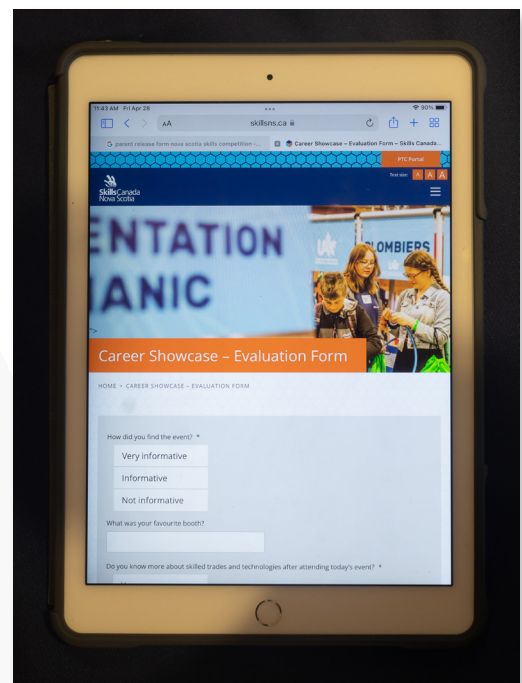
Before you leave you will see some tablets on the Main Entrance Desk.

These have a short questionnaire on them which you are welcome to complete. If you need help please ask an SCNS staff member.

After you complete the questionnaire there will be some snacks available for you to take.

You will leave the Nova Scotia Skills Competition using the same doors you came in.

We hope you enjoyed your visit!





**THANK YOU FOR VISITING THE
NOVA SCOTIA SKILLS COMPETITION!**

DURING YOUR VISIT DID YOU:

- Pick up and use a sensory map?

☐

- Visit a contest area?

☐

- Try out an activity at a Try-A-Trade area?

☐

- Visit the Career Showcase?

☐

- Fill out a questionnaire at the exit?

☐



SKILLSNS.CA | [f](#) [@](#) [X](#) [in](#) [v](#)