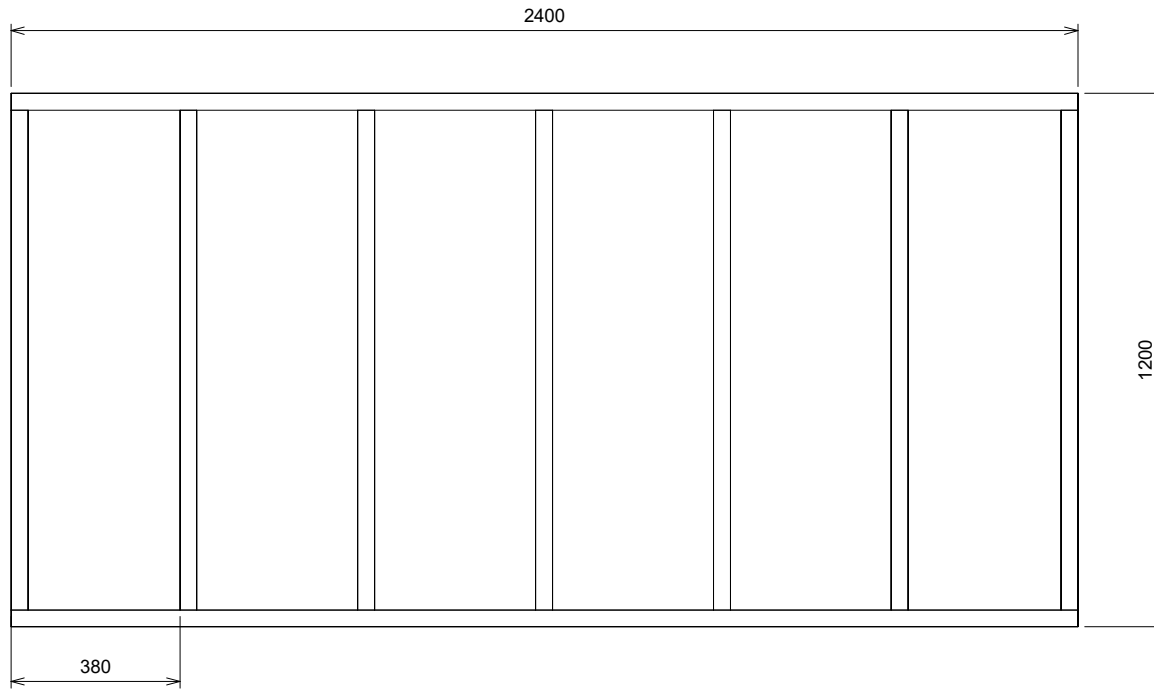


PROVINCIAL SECONDARY CARPENTRY: COMPETITION DRAWING



SHEET LIST

- 1 FLOOR JOIST LAYOUT
- 2 FLOOR JOISTS - 3D
- 3 TALL WALL LAYOUT
- 4 SHORT WALL LAYOUT
- 5 GABLE END
- 6 STAIR STRINGER
- 7 RAFTER
- 8 FASCIA BOARD



NOTES:

- FLOOR FRAMING TO BE 38 X 140mm MATERIAL AT 400mm ON CENTRE, EXCEPT WHERE NOTED.
- TO BE NAILED IN ACCORDANCE TO THE NATIONAL BUILDING CODE CANADA.
- ALL MEASUREMENTS ARE METRIC.

FLOOR JOIST LAYOUT



PROJECT NAME:

PROVINCIAL SECONDARY CARPENTRY: COMPETITION DRAWING

SHEET NAME:

FLOOR JOIST LAYOUT

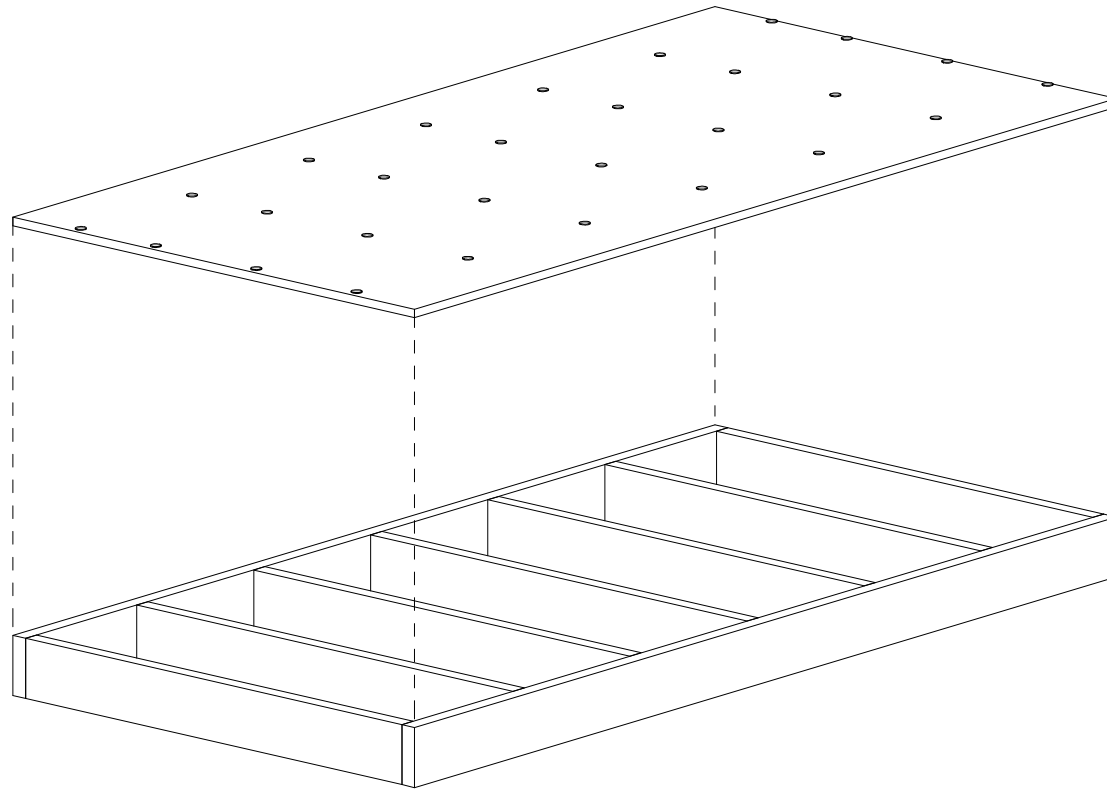
DRAWN BY:

KR

SHEET NO:

1 of 8

PLOT DATE: 2024/07/24 08:58 PM



NOTES:

- 20mm (3/4") PLYWOOD SUBFLOOR.
- FASTENING TO BE SPACED 150mm O\C FROM EDGES AND 300mm O\C IN CENTRE.
- TO BE FASTENED IN ACCORDANCE TO THE NATIONAL BUILDING CODE CANADA.

FLOOR JOISTS - 3D



PROJECT NAME:

PROVINCIAL SECONDARY CARPENTRY: COMPETITION DRAWING

SHEET NAME:

FLOOR JOISTS - 3D

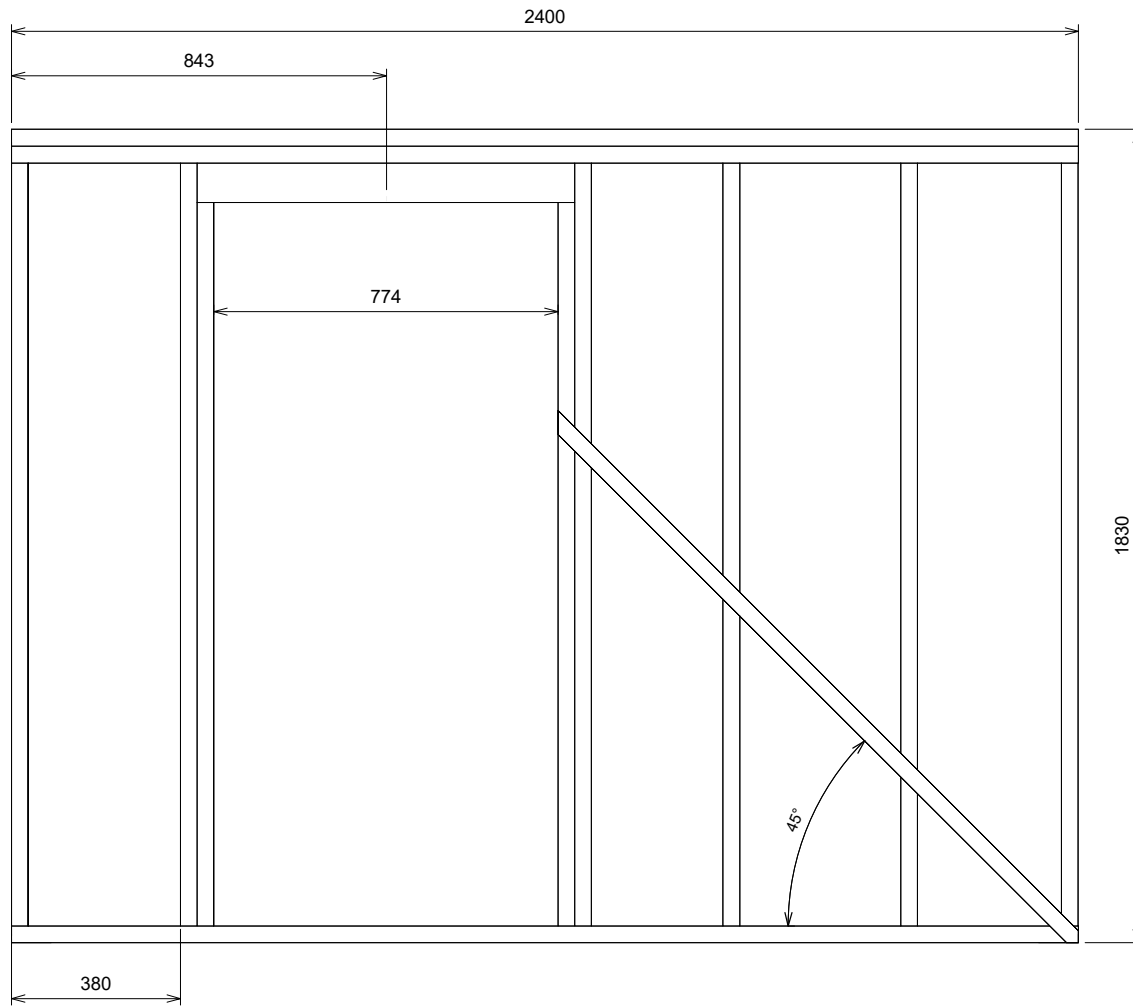
DRAWN BY:

KR

SHEET NO:

2 of 8

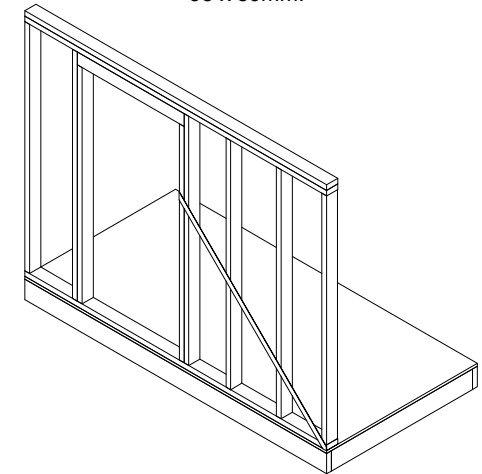
PLOT DATE: 2024/07/24 08:58 PM



TALL WALL

NOTES:

- ALL STUDS 38 x 89mm SPACED 400mm ON CENTRE UNLESS NOTED OTHERWISE.
- METAL WIND BRACE TO BE NOTCHED IN AND ANGLED 45° FROM OUTSIDE CORNER.
- WALL TO BE FASTENED TO FLOOR, AFTER ASSEMBLY.
- HEADER TO BE 2 PIECES OF 38 x 89mm.



TALL WALL 3D



PROJECT NAME:

PROVINCIAL SECONDARY CARPENTRY: COMPETITION DRAWING

SHEET NAME:

TALL WALL LAYOUT

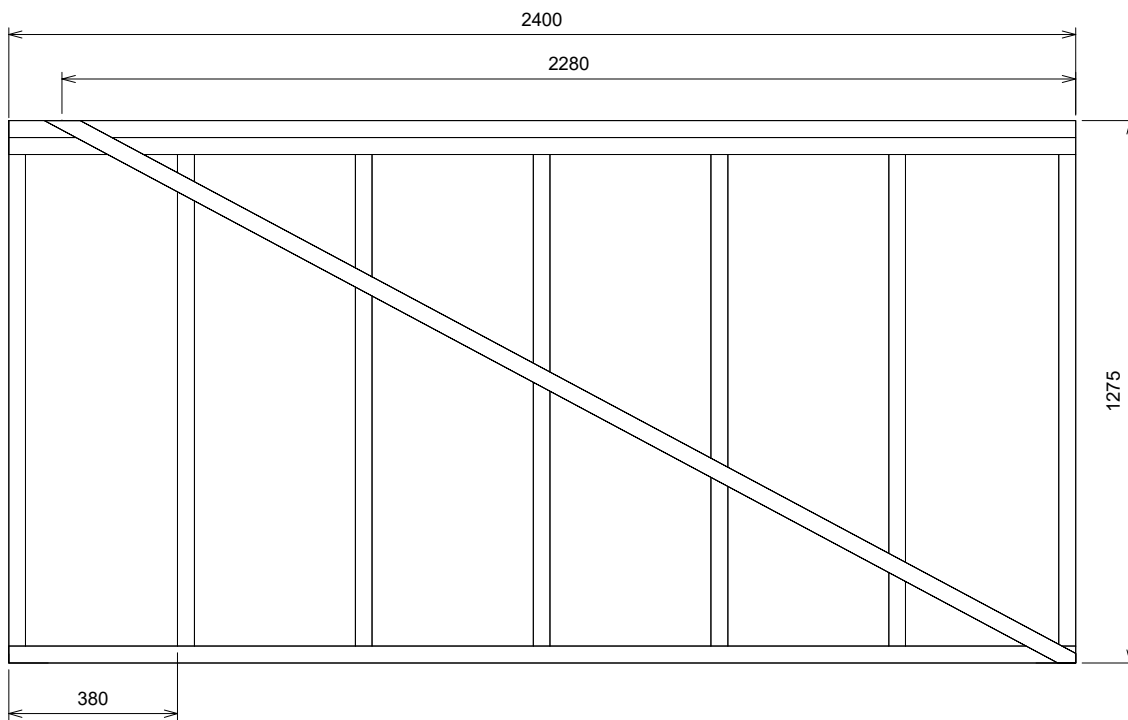
DRAWN BY:

KR

SHEET NO:

3 of 8

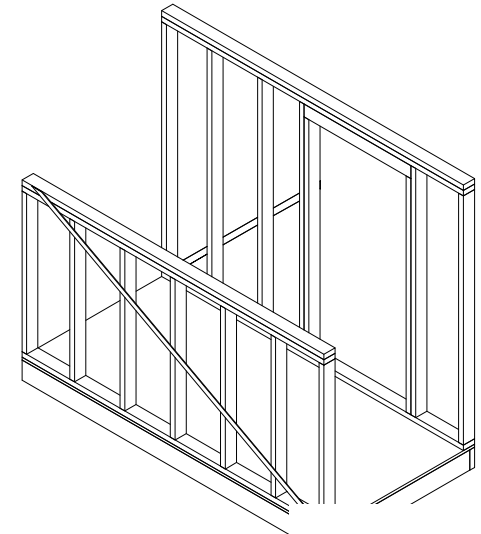
PLOT DATE: 2024/07/24 08:58 PM



SHORT WALL

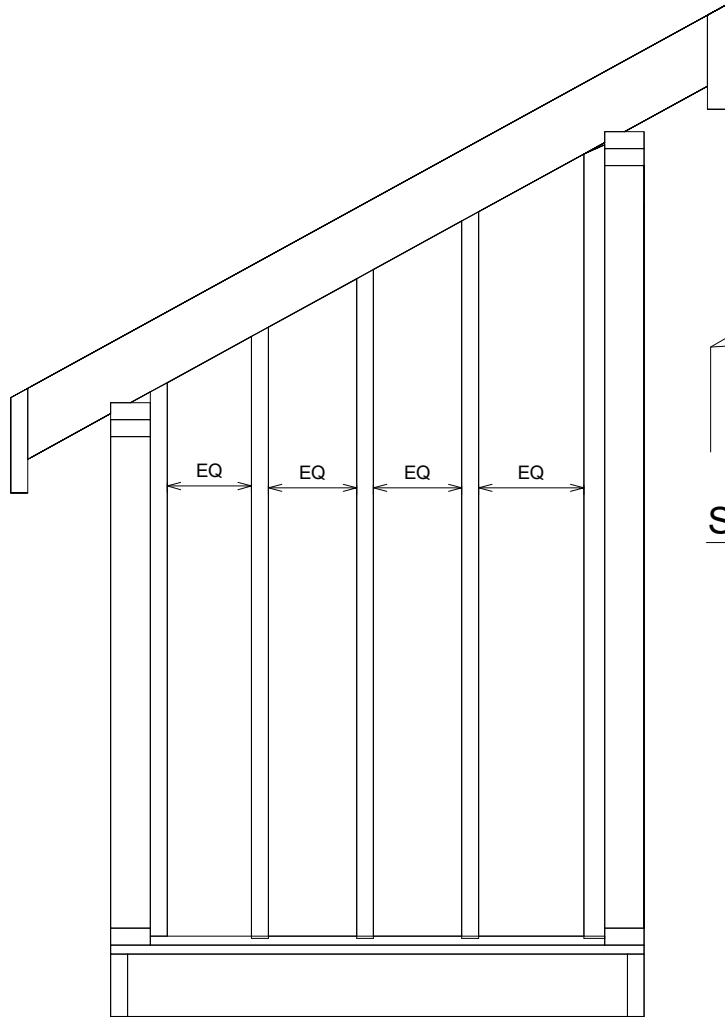
NOTES:

- ALL STUDS 38 x 89mm SPACED 400mm ON CENTRE UNLESS NOTED OTHERWISE.
- METAL WIND BRACE TO BE NOTCHED IN AND ANGLED AS PER DRAWING, FROM OUTSIDE CORNER. METAL WIND BRACE NAILED ON.
- WALL TO BE FASTENED TO FLOOR, AFTER ASSEMBLY.

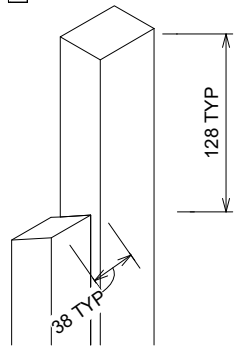


SHORT WALL 3D

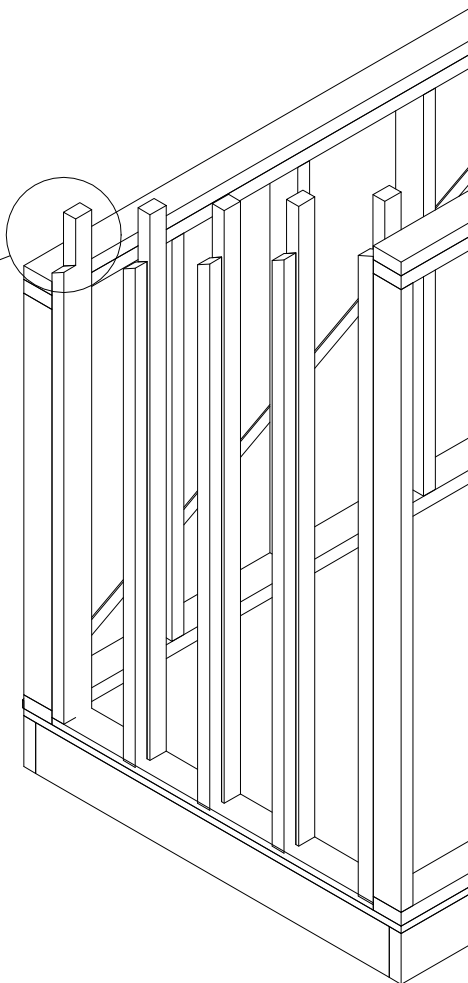




GABLE END - SIDE VIEW



STUD NOTCH



GABLE END - 3D

NOTES:

- ALL STUDS 38 x 89mm SPACED 400mm ON CENTRE UNLESS NOTED OTHERWISE.
- GABLE END STUDS TO BE 4 EQUALLY SPACES
- STUDS TO BE NOTCHED TO RAFTERS.
- STUDS TO BE FASTENED TO RAFTERS AND FLOOR.



PROJECT NAME:

PROVINCIAL SECONDARY CARPENTRY: COMPETITION DRAWING

SHEET NAME:

GABLE END

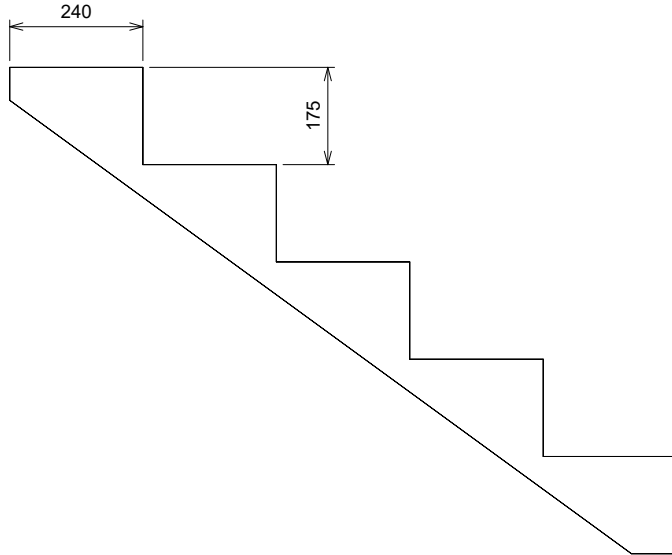
DRAWN BY:

KR

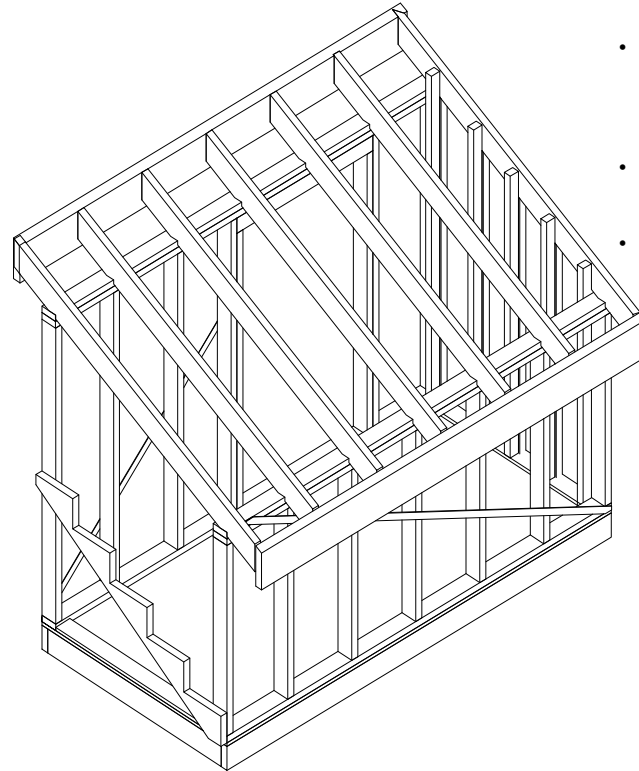
SHEET NO:

5 of 8

PLOT DATE: 2024/07/24 08:59 PM



STRINGER - SIDE VIEW



STRINGER - 3D

NOTES:

- STRINGER TO BE 38 X 235mm MATERIAL.
- UNIT RISES AND TREADS TO BE AS SHOWN. ASSUME STAIR TREADS WILL BE 25mm THICK.
- GABLE END STUDS SPACED 400 O/C not shown in drwg.
- STRINGER TO BE SCREWED TO STRUCTURE.



PROJECT NAME:

PROVINCIAL SECONDARY CARPENTRY: COMPETITION DRAWING

SHEET NAME:

STAIR STRINGER

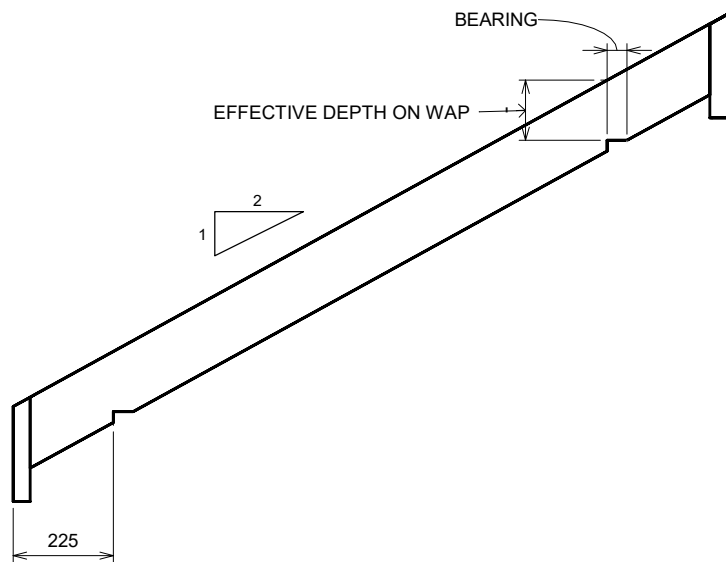
DRAWN BY:

KR

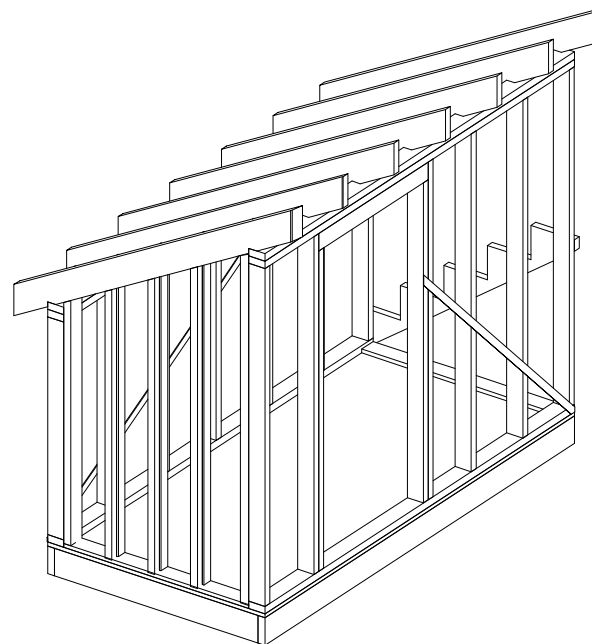
SHEET NO:

6 of 8

PLOT DATE: 2024/07/24 08:59 PM



RAFTER



RAFTER - 3D

NOTES:

- RAFTERS TO BE 38 X 140mm MATERIAL space 400mm on center
- Projection 225 mm from face of wall to outside face of Facia
- USE CORRECT EFFECTIVE DEPTH AND BEARING SURFACE IN ACCORDANCE WITH THE NATIONAL BUILDING CODE CANADA.
- RAFTERS TO BE FASTENED TO THE TOP PLATE IN ACCORDANCE WITH THE NATIONAL BUILDING CODE CANADA.



PROJECT NAME:

PROVINCIAL SECONDARY CARPENTRY: COMPETITION DRAWING

SHEET NAME:

RAFTER

DRAWN BY:

KR

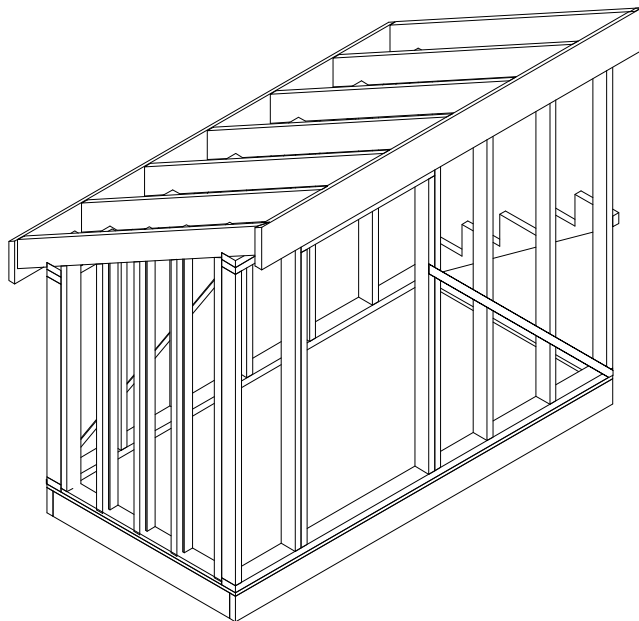
SHEET NO:

7 of 8

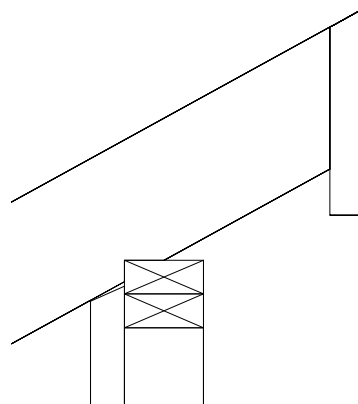
PLOT DATE: 2024/07/24 08:59 PM

NOTES:

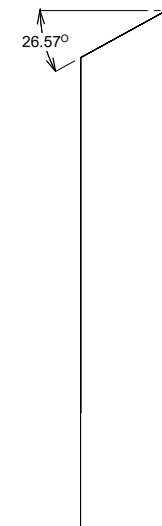
- FASCIA TO BE 38 X 235mm MATERIAL.
- FASCIA TO BE FASTENED ON BOTH ENDS OF THE RAFTER TAILS.



FASCIA - 3D



FASCIA - SIDE VIEW



FASCIA - PROFILE



PROJECT NAME:

PROVINCIAL SECONDARY CARPENTRY: COMPETITION DRAWING

SHEET NAME:

FASCIA BOARD

DRAWN BY:

KR

SHEET NO:

8 of 8

PLOT DATE: 2024/07/24 08:59 PM